



Rd 6559

# **Wileman's "*Square*" Shape**

**(Initially called "*Square Queen Anne*" Shape)**

## **A Study of the History and Patterns Utilized**

**Compiled by Dick Gapen**

**Shelley Zoom Presentation July 19, 2025**

# Background for this Square data base

- I saw my first Wileman Square shaped china about 1996 when Donna and I went to the UK with Dick and LaDonna Douglass. On a miserable cold, rainy day at an antique fair at Swinderby, a former RAF airfield, I saw an elderly gentleman out in the rain with several pieces of Wileman Square for sale. It was new to me, and I was hooked immediately.
- On a subsequent trip to the UK, as a declared researcher I was allowed to photograph the first four existing Pattern Books. This made a tremendous amount of additional Square information available, and led to the early development of my Power Point data base.
- In 2019 I made a Wileman Square presentation at the English Club's Annual General Meeting.
- Since that initial presentation, I've been able to more than double the size of this data base as I've found and added new patterns and color variations.

# USE RESTRICTIONS

- The information provided in this study is accurate to the best of my knowledge. However, since there are limited reference materials available on this subject I cannot be held responsible for any unintentional errors.
- This study may not be copied, reproduced or distributed in any form whatsoever outside of Shelley Club members without the written permission of the author.
- The Wileman/Shelley Pattern Books are copywrite protected by WWRD, United Kingdom Ltd. and the City Archive, Stoke on Trent, UK. Pictures and data from the Pattern Books contained in this study **may not be copied, reproduced or distributed** in any form whatsoever without their written permission.

# Sources of information used in this study

This collection of pictures and data about the Wileman Square Shape was made possible through the generous help and valuable contributions from the following:

- Jill Burridge (UK)
- Chris Davenport (UK)
- Gerry Pearce (UK)
- Peter Porrazzo (US)
- Glenys Ryall (NZ)
- Bruce Sandie (Australia)
- Bob Nicol Smith (UK)
- Members from all Shelley Clubs who've generously provided photographs and information from their personal collections.
- Permission to photograph Pattern Books by the City Archive, Stoke on Trent.
- Authorization to include Pattern Book pictures and data in this study with the permission of WWRD, United Kingdom Ltd. and the City Archive, Stoke on Trent.
- *Wileman, A Collectors Guide*, 1995, Richard Knight and Susan Hill
- Pictures from Worthpoint and Ebay.

# Registration of The Wileman & Co. Square Shape

- The first shape registered by Wileman & Co. (W&Co.)
- Initially registered under the old “Diamond” mark on December 8, 1883.
- Re-registered by W&Co. under the new, Government numbered Registration System as **Rd. No. 6559** on May 8, 1884.
- The only Wileman/Shelley shape to be registered twice.
- Manufacture of the W&Co. Square Shape was supposedly discontinued on about 1888 (1), although several later examples of a later date have been identified, and are included in this study.

(1) *Wileman, A Collectors Guide* – Knight & Hill p.41

# The Wileman Square Shape

## THE WILEMAN PATTERN BOOKS:

- The 1st existing\* Wileman Pattern Book begins with pattern # 3348 and ends with pattern # 4966.
- The first factory pattern number shown on a Square Shape is # 3476, and the last is # 3776.
- Most factory pattern numbers used on the Square Shape are found in the 1<sup>st</sup> Pattern Book. The only known exception is # 7843 which is found in the 5<sup>th</sup> Pattern Book and appears to be a re-issue of the earlier pattern # 3567.
- All of the “special” patterns on the Square Shape shown in this study were not assigned factory pattern numbers, and are not known to have been identified in any existing Pattern Books.
- In the 1st Pattern Book, the Square Shape was usually indicated as a written notation of “QA”; “QA Square”; “Square”; “Queen Anne”; “Queen Ann Square”; or as a drawing representing a Square plate profile.
- In several instances, factory pattern numbers in the 1<sup>st</sup> Pattern Book refer back to earlier factory numbers that are no longer accessible due to missing Pattern Books.

*\* Earlier Wileman Pattern Books are believed to have been lost/destroyed following Shelley China being acquired by Allied English Potteries in 1966.*

# The Wileman Square Shape

Profiles of Square Cup, Handle, Saucer, Bread plate, Dinner plate



# The Wileman Square Shape

## Factory Pattern Numbers & Registered Pattern Numbers

**Factory Pattern Numbers (PN)** were assigned by W&Co. to uniquely identify pattern and color variations, and were used as a specific identifier in the Pattern Books. This was used by the factory to correctly identify the pattern/color if replacements were later needed. However, in numerous cases, factory pattern numbers were not always included as part of the backmark.

- **Registered Pattern Numbers (Rd. No. xxxxxx)** that were assigned by the UK government are displayed on the backmark. (Usually under the W&Co. symbol.) However, not all Wileman Square patterns were registered. This is not to be confused by the registered Shape Rd. No. 6559 which is always shown in some manner as part of the backmark
- **“Specials”** shown in this study have not been identified in any Pattern Book. They are included due to their identifiable Square shape, and the existence of the Square shape Registration Number (Rd. No. 6559) which appears as part of the backmark. None shown have factory pattern numbers. In some cases, souvenir ware may also include the name and address of the retailer who ordered the specific item.

# Wileman Square Backmarks

## BACKMARKS:

- No examples of the earlier 1883 Diamond Registration backmark for the Square Shape are currently known to exist.
- Under the newer 1884 British registration system, all Square backmarks were required to include either a stamped, or an impressed mark of the Shape's 6559 registration number.
- Backmarks found on Wileman Square Shapes are often inconsistent.
- In addition to the mandatory Shape's "Rd. No. 6559" mark, Square backmarks **may** also include one or more of the following: the early W&Co. symbol; a Registered pattern number; or a Factory assigned pattern number.

# The Wileman Square Shape

## Examples of some different Square Backmarks



# The Wileman Square Shape

## Terms used in this study:

- **Factory Pattern names** -- If an “**asterick**” is shown following the name, it indicates that the pattern name appears in the Pattern Book.
- Other pattern names were possibly chosen by Knight & Hill for inclusion in their book “*Wileman, A Collectors Guide*”, 1995, or have just evolved over time.
- The use of the term “**verifiedPB**” indicates that the factory pattern number that appears in the Pattern Book as assigned to a Square Shape with the specific pattern/color; but does not physically appear as part of the backmark of the specific piece that was photographed.
- The use of the term “**verifiedBM**” indicates that the pattern number assigned by the factory is in the Pattern Book and also appears on the backmark of the piece that was photographed.

# The Wileman Square Shape

## Descriptions and terms used in this study:

- Both patterns, as well as numbered color variations identified in the Pattern Books that are highlighted in yellow in this study represent patterns and/or colors that are not included due to their current unavailability to be found and photographed.
- ***“Pattern book description only”*** Where a physical example of a pattern has not been found, a picture from the Pattern Book may be included. In most cases this could include a drawing of the pattern, a written description and/or an illustration of the pattern on a square plate profile.

# Relative Sizes of Square Cups



## Cabaret/Coffee

7.0 cm wide @ top  
5.6 cm high

## Tea

7.9 cm wide @ top  
7.0 cm high

## Breakfast/Moustache

9.2 cm wide @ top  
7.6 cm high

# Square Pot Sizes



**Regular Pot**  
19.4 cm high w/top,  
13.6 wide @ base

**Cabaret Pot**  
15.8 cm high w/top,  
11.6 cm wide @ base

# Relative Sizes of Square Bowls



**Slop Bowl**

9.1 cm high, 15.1 cm  
wide @ top

**Sugar Bowl**

6.7 cm high, 11.0 cm  
wide @ top

**Small Bowl**

5.6 cm high, 9.0 cm  
wide @ top

# Square Milk Pitcher Sizes



**Regular Milk Pitcher**  
10.8 cm high, 8.2 cm  
wide @ base

**Cabaret Milk Pitcher**  
9.1 cm high, 7.3 cm  
wide @ base

# Summary of Wileman Square Shape Study

- There are 38 unique patterns identified in the 1<sup>st</sup> Pattern Book that were applied to the Square Shape. Of these, 26 are illustrated by photographs in this study, with the remaining 12 still unidentified, but which are represented by drawings and/or comments taken from the 1<sup>st</sup> Pattern Book. However, one pattern (3711) has been discovered that is not identified in the Pattern Book as being used on the Square Shape. A photograph of this exception is included.
- When including color variations to known patterns, there are 99 different known Factory Pattern Numbers that were applied to the Square Shape. 56 of these pattern numbers are represented by photographs. The remaining 43 are not included due to their unavailability to be found and photographed.
- This study includes 13 known “Special” patterns that are not found in the Pattern Books, nor assigned factory pattern #s. However, one “Special” was given a Registered pattern (Rd. No. 64761), for Queen Victoria’s 50<sup>th</sup> Jubilee in 1887, but was not assigned a factory pattern #.

**Square patterns with associated  
color variations include in this  
study:**

## Pattern # 3476 -- Japan \*

verifiedBM



This pattern (# 3476) is the first pattern known to have been used on the Square shape.

# Pattern # 3476 -- Japan \* Cabaret Set

verifiedBM



Updated: July, 2025

# Pattern # 3476 – Japan \* – Cabaret Earthenware Tray



## Pattern # 3476 -- Japan \*



Large slop/sugar bowl and milk jug

## Pattern # 3476 -- Japan \*



Pot bottom



Pot Stand

Note: this Pot Stand does not have a Square shape, but has the same matching PN.

## Ivy \*

- Pattern 3488 Ivy -- Brown – filled with brown & green
- Pattern 3494 Ivy – Salmon
- Pattern 3495 Ivy – Ivory
- Pattern 3499 Ivy -- Brown – filled with brown & green
- Pattern 3542 Ivy

***Color variations specified in Wileman Pattern Book.***

Pattern # 3488 – Ivy \* – Brown -- filled with brown & green

verifiedBM



# Pattern # 3494 -- Ivy \* – salmon

verifiedPB



Updated: July, 2025

## Pattern # 3495 – Ivy \* -- ivory



Not certain if PN is 3494 or 3495 in above picture

# Wild Roses & Butterflies \*

as 3448

- Pattern # 3489 Filled in color
- Pattern # 3491 – watertree
- Pattern # 3492 salmon
- Pattern # 3493 ivory
- Pattern # 3619 enamelled (re-issue)

***Color variations specified in Wileman Pattern Book.***

# Pattern # 3489 -- Wild Roses & Butterflies \*

verifiedBM



Updated: July, 2025

Pattern # 3489 -- Wild Roses & Butterflies \*  
Teapot & Bread plate



Blackberry \*

*Referred back to 3391*

- Pattern # 3490
  - Pattern # 3496 ivory
  - Pattern # 3497 watertree
- 
- ***Color variations specified in Wileman Pattern Book.***

# Pattern # 3496 -- Blackberry \*

verifiedPB



Note: Not to be confused with the later Registered Blackberry pattern Rd. No. 49676 (W&Co. pattern #s 3576 – 3578).

## Clematis \*

*Referred back to 3500*

- Pattern # 3504 Clematis – white, purple w/ back flowers pink
- Pattern # 3505 Clematis – watertree, pink w/ back flowers yellow
- Pattern # 3506 Clematis – salmon, purple w/ back flowers yellow
- Pattern # 3507 Clematis – ivory, purple w/ back flowers rose
- Pattern # 7504 Clematis (same as 3504 above – possible replacement)

***Color variations specified in Wileman Pattern Book.***

# Pattern # 3504 Clematis \*

White background, front flower purple w/ back flowers rose

verifiedBM



## Pattern # 3504 Clematis



**WOW !!!**

Pattern # 3505 Clematis \*  
Watertree background, front flower pink w/ back flowers yellow

verifiedBM



Pattern # 3506 Clematis \*  
Salmon, purple w/ back flowers yellow



# Pattern # 3507 Clematis \*

Ivory background, front flower purple, back flowers rose


verifiedBM



# Pattern # 7504 Clematis \* -- likely a replacement plate



**Pattern # 3509** — *Pattern Book description only - not named*



## Printed Seasons Views \*

- Pattern # 3511 Printed Seasons Views -- green
- Pattern # 3512 Printed Seasons Views – brown
- Pattern # 3513 Printed Seasons Views – coral red
- Pattern # 3514 Printed Seasons Views – blue
- Pattern # 35yy Printed Seasons Views – pink – *Color not indicated in the PB.*

***Color variations specified in Wileman Pattern Book.***


# Pattern # 3511 -- Printed Seasons Views \* – green

verifiedPB



Updated: July, 2025

# Pattern 3512 – Printed Seasons Views \* -- brown      verifiedPB



# Pattern # 3513 -- Printed Seasons Views \* – coral red


verifiedPB



Updated: July, 2025

# Pattern # 3514 -- Printed Seasons Views \* – blue

verifiedPB



Updated: July, 2025

## Pattern # 3514 -- Printed Seasons Views \* blue -- 8 place Tea Service



**NOTE:** the pot, covered sugar bowl and milk jug are a shape registered to Thomas Blair & Co., Longton, UK. under Rd. No. 6280 and are believed to be pottery not china.

They appear to be original to this Square "8 place tea service" as they have W&Co's non-registered Printed Seasons Views pattern.

The cups, saucers, slop bowl and plates are impressed with W&Co.'s Rd. No. 6559, but the pot, sugar bowl and milk jug are not back marked by W&Co.

There appears to have been a working relationship between Blair and W&Co. as this registered Blair shape exists in other pottery that is back marked by J.F. Wileman and W&Co. See several following examples.

An example of Thomas Blair & Co's. registered pots in this shape are decorated with the "Chinese Plant" pattern and backmarked by J. F. Wileman.



A shape registered by Blair & Co. decorated with the W&Co's  
Registered "Blackberry" pattern Rd. No. 49676.



A shape registered by Blair & Co. decorated with the W&Co's Registered "Blackberry" pattern Rd. No. 49676.



# Pattern # 35yy -- Printed Seasons Views \* – pink

not shown in PB

*Color not indicated in the pattern book*



Updated: July, 2025

## Orchids \*

- Pattern # 3529 Orchids on white background
- Pattern # 3530 Orchids on salmon background
- Pattern # 3531 Orchids on ivory background

***Color variations specified in Wileman Pattern Book.***

# Pattern # 3529 -- Orchids \* -- white background

verifiedBM



Updated: July, 2025

# Pattern # 3529 – Orchids \* -- white background

verifiedBM



Note: although the pattern number is the same (3529) on the two larger plates, the orchid plant is salmon colored, which is different from the cup and saucer's yellow. The pattern book doesn't mention this variation of the Orchid's color between the cups/saucers and the plates. However, this appears to be a standard variation as seen in the Tea Set picture shown in the following slide .

Pattern # 3529 – Orchids \* Tea set w/o pot



Updated: July, 2025

Pattern # 3530 -- Orchids \* -- salmon background

verifiedBM



# Pattern # 3531 -- Orchids \* -- ivory background

verifiedBM



# Pattern # 3532 -- Japan -- Oriental Flowers

verifiedBM



Updated: July, 2025

## Pattern # 3532 -- Japan -- Oriental Flowers



Large slop/sugar bowl and milk jug



Square cabriolet tray

## Pattern # 3532 – Japan – Oriental Flowers



Handled plate, Tea Pot

Thistle \* — Pattern Rd. No. 34404 (*Registered September 30, 1885.*)

- Pattern # 3544 Thistle – blue
- Pattern # 3545 Thistle – rose
- Pattern # 3546 Thistle -- brown
- Pattern # 3547 Thistle -- bronze green
- Pattern # 3774 Thistle -- gold

***Color variations specified in Wileman Pattern Book.***

# Pattern # 3544 – Thistle \* – blue

verifiedBM



Trio with lighter shade of blue

# Pattern # 3545 – Thistle \* – rose

verifiedPB



## Pattern # 3545 ? Thistle \* -- pink or rose?



Note that the cup's pattern is different from the saucer shown. No backmark picture was available to verify the cup's PN.

# Pattern # 3546 -- Thistle \* – brown

verifiedPB



# Pattern # 3546 -- Thistle \* – brown

Sugar bowl



## Rose \*

- Pattern # 3549 Rose -- yellow
- Pattern # 3550 Rose -- pink
- Pattern # 3551 Rose -- ivory, pink rose
- Pattern # 3552 Rose -- salmon, yellow rose
- Pattern # 3553 Rose -- watertree, pink rose
- Pattern # 3623 Rose – yellow (as 3549)
- Pattern # 3624 Rose – pink (as 3549)

***Color variations specified in Wileman Pattern Book.***

# Pattern # 3549 – Rose -- yellow (G)

verifiedBM



Very faint impressed Rd 6559

# Pattern # 3550 – Rose – pink

verifiedPB

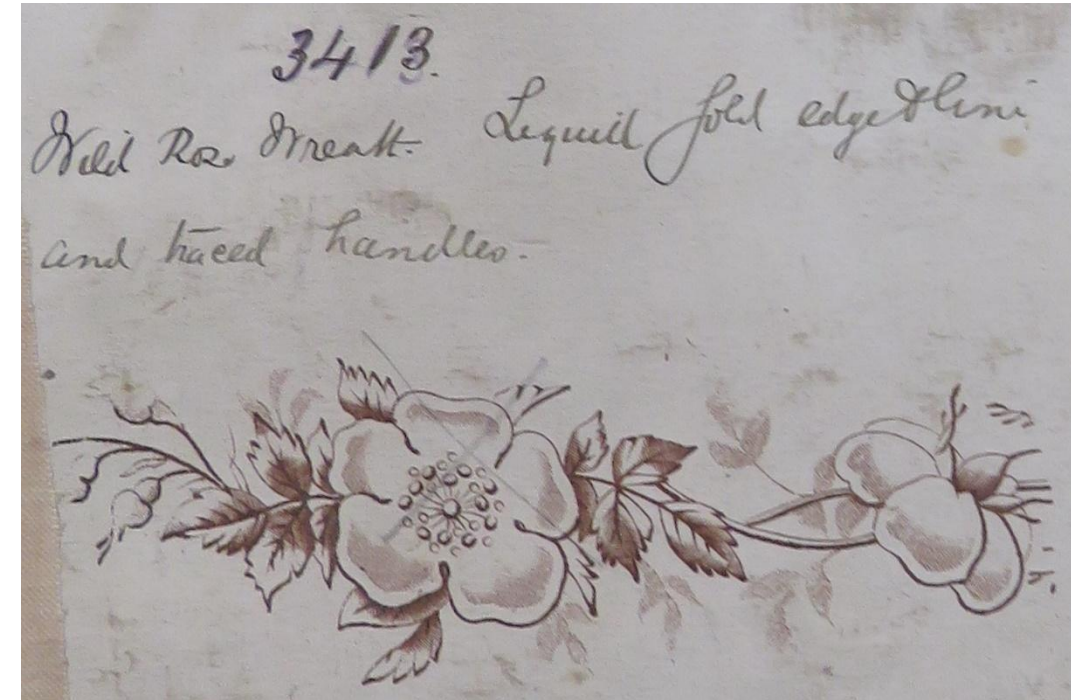
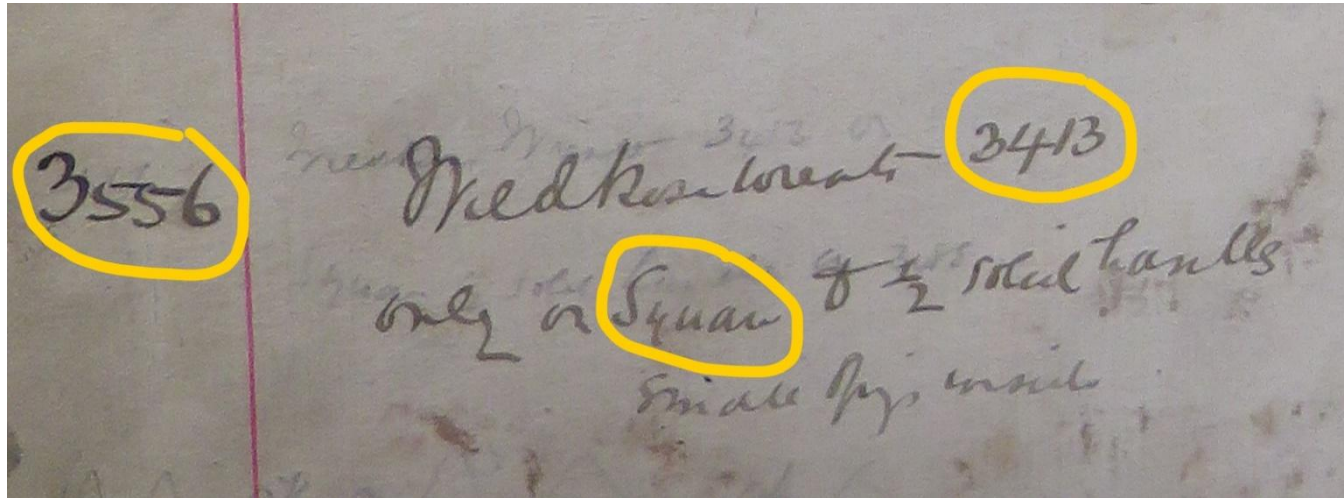


Pattern #3552 -- Rose -- salmon, yellow rose

verifiedBM



**Pattern # 3556** — *Pattern Book description only*  
**Wild Rose Wreath \***  
*Referred back to 3413*

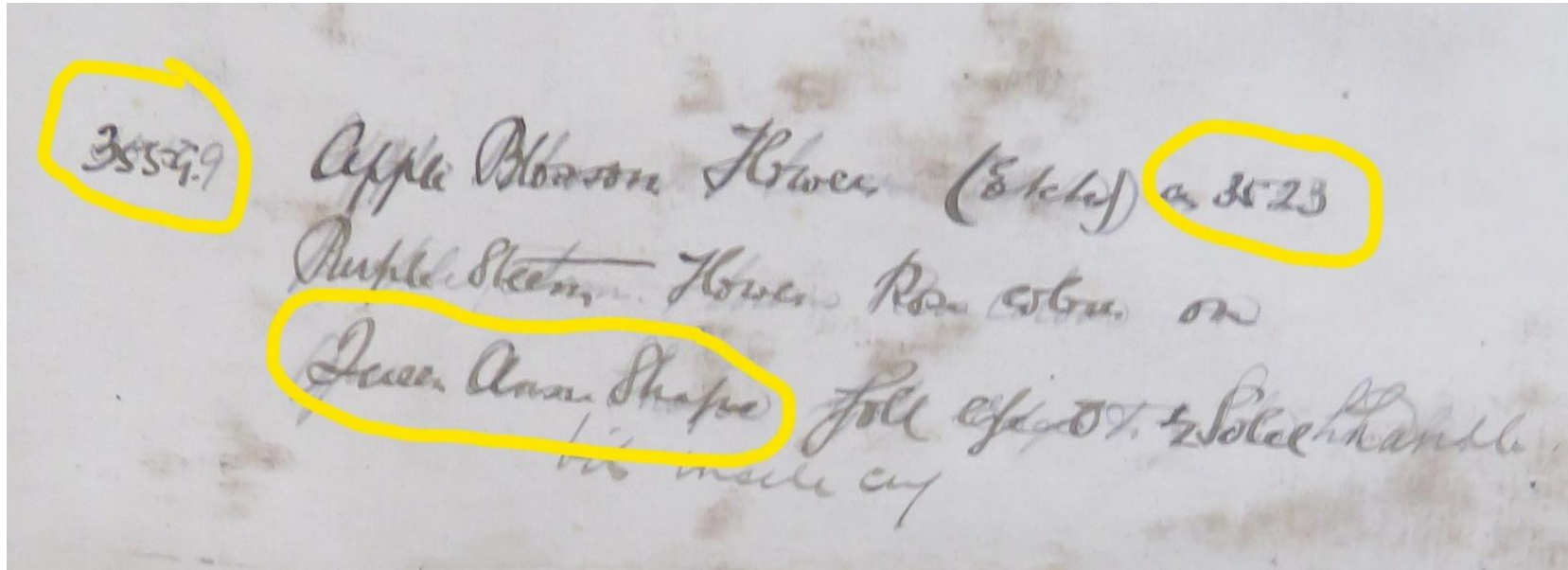


NOTE: The reference back to pattern # 3413 does not indicate the shape that initially used this illustrated pattern.

# Pattern # 3559 – *Pattern Book description only*

## Apple Blossom Flower \*

*Referred back to 3523*



Pattern # 3523

Upper right: “Apple Blossom Flowers” named in # 3559 in a Queen Anne shape and depicted “(sketch) as 3523”.

## Japan – Flowers & Tree \* — Pattern Rd. No. 36808 (*Registered October 30, 1885.*)

- Pattern # 3561 Japan – Flowers & Tree – dark blue
- Pattern # 3563 Japan – Flowers & Tree – black

***Color variations specified in Wileman Pattern Book.***

Pattern # 3561 -- Japan - Flowers & Tree – dark blue

Verified PB



Updated: July, 2025

# Pattern # 3563 -- Japan – Flowers & Tree – black

VerifiedBM



## Pattern # 3563 – significant color variations observed in this pattern



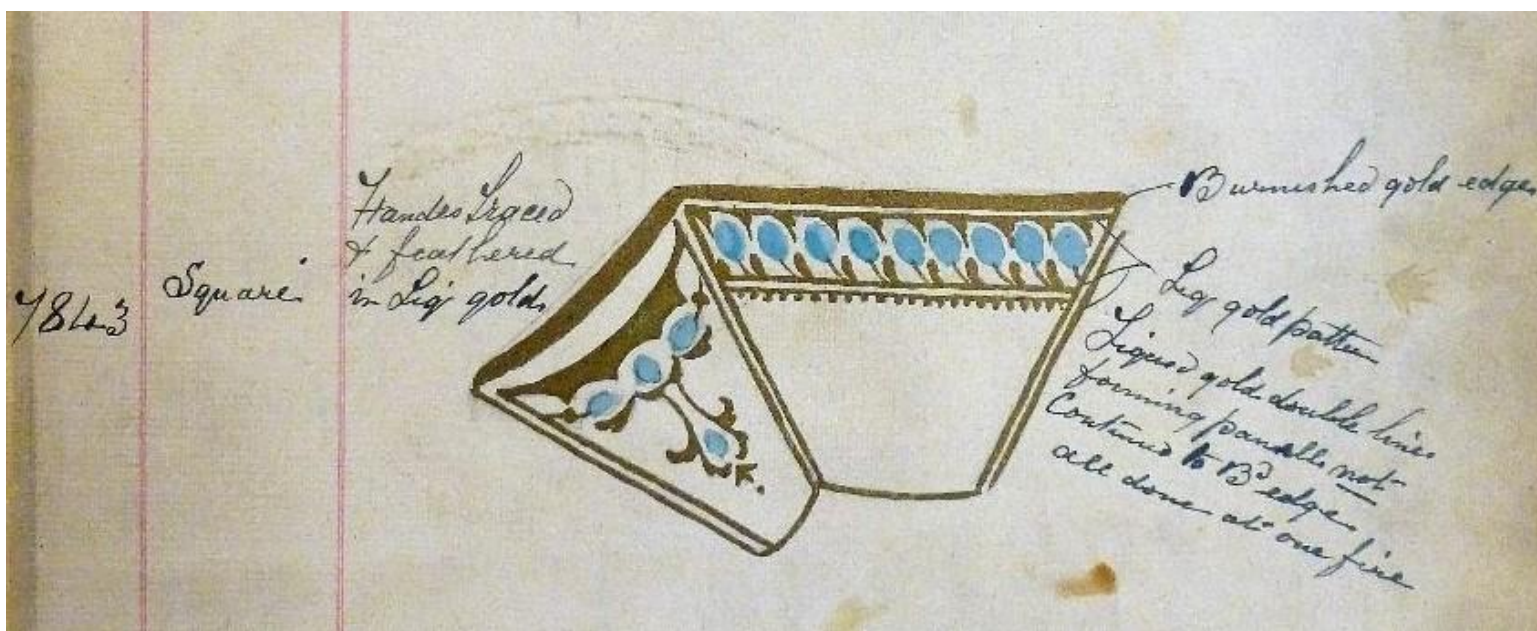
The cup on the left appears to have less gold filagree applied to the black stems and leaves. Perhaps this could be due to fading resulting from use, or the result of aggressive cleaning.

# Pattern # 3567 -- Turquoise & Gold verifiedBM



NOTE: Chris Davenport was kind enough to note that this pattern on a Square shape was re-issued as # 7843 in 1904. See the following 2 slides for the pattern book comparison pictures.

NOTE: Pattern # 7843 found in the 5<sup>th</sup> Pattern Book (1904)  
appears to be a copy of Pattern # 3567 (*above*)

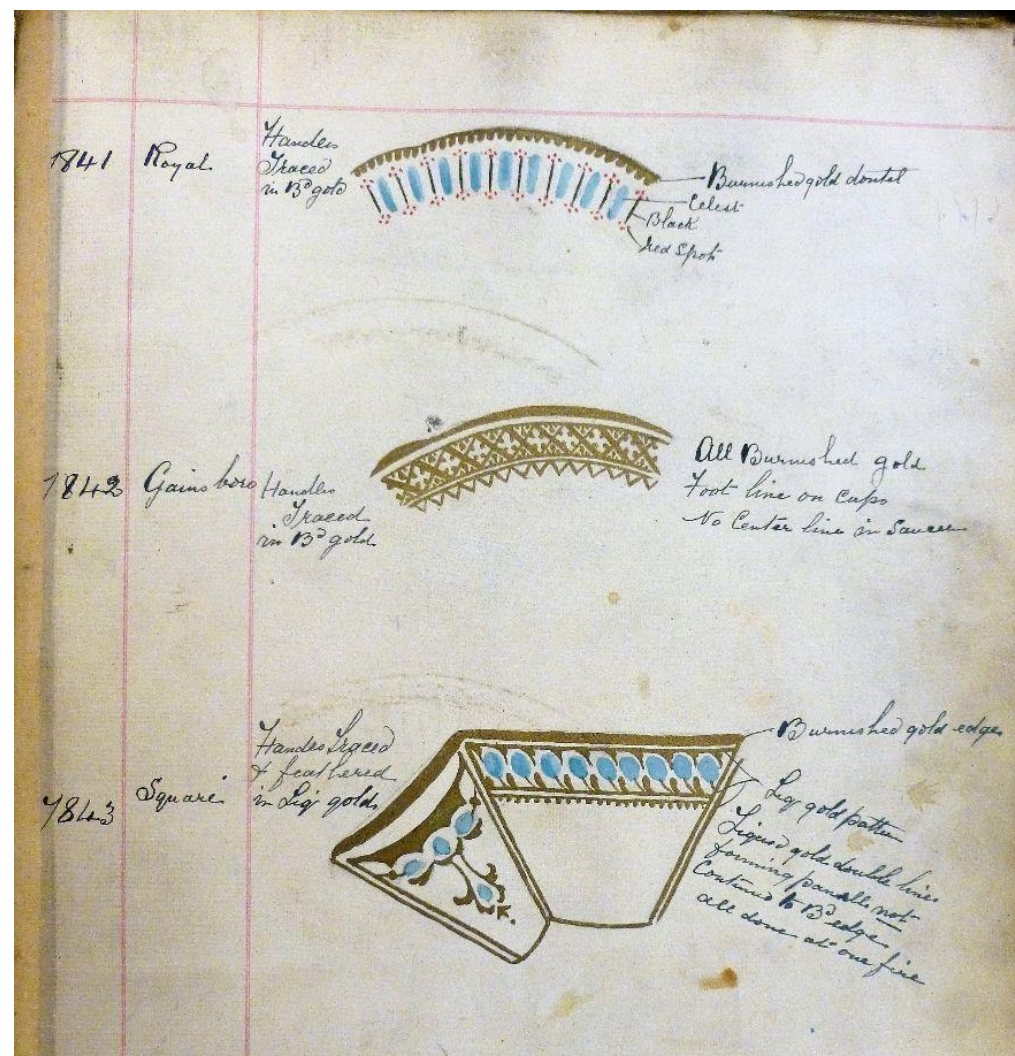
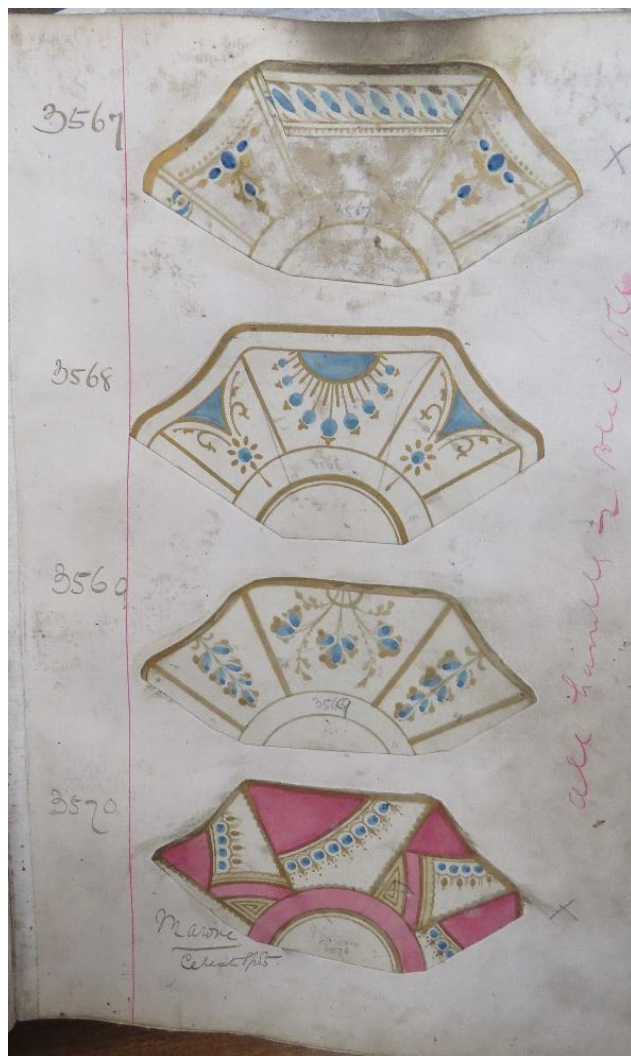


Pattern Book drawing of # 7843




Picture of # 3567

# Comparison of Pattern Book # 3567 to # 7843




## Pattern # 3568 – Unnamed

verifiedBM



**Pattern # 3569** – *Pattern Book description only*  
Unnamed



Note: Identified as Square Shape due to profile of the illustrated plate.

# Pattern # 3570 – Unnamed

verifiedBM



Updated: July, 2025

# Pattern # 3571 – Unnamed

verifiedBM



Updated: July, 2025

# Pattern # 3572 -- Unnamed

verifiedBM



**Pattern # 3573** – *Pattern Book description only*  
Unnamed



Note: identified as Square Shape due to profile of illustrated plate.

**Pattern # 3574** – *Pattern Book description only*  
Unnamed



Note: identified as Square Shape due to profile of illustrated plate.

# Pattern # 3575 -- Gilded Red and Turquoise

verifiedBM



## Blackberry / Bramble \* — Pattern Rd. No. 49676 (*Registered May 25, 1886.*)

- Pattern # 3576 Blackberry – blue
- Pattern # 3576/26 Blackberry – grey — *Color not indicated in Pattern Book.*
- Pattern # 3577 Blackberry – brown
- Pattern # 3578 Blackberry – rose color
- Pattern # 35xx Blackberry – heliotrope — *Color not indicated in Pattern Book.*
- Pattern # 3676 Bramble – pink re-issue
- Pattern # 3677 Bramble – blue re-issue
- Pattern # 3678 Bramble – brown re-issue

***Color variations specified in Wileman Pattern Book.***

# Pattern # 3576 -- Blackberry \* – blue

verifiedBM



Updated: July, 2025

# Pattern # 3576 – 12 piece tea set w/o pot



## Pattern # 3576 – Slop, Milk, Sugar



# Pattern # 3576 – Cake plate



Note: Handles are same color as overall pattern, not the white and gold normal Square handles.

## Pattern # 3576 – Square teapot



# Pattern # 3576/26 -- Blackberry \* – grey

verifiedBM

*Color not indicated in pattern book*



# Pattern # 3676 – Pink Bramble

VerifiedPB

Possible reissue: Backmark not available



# Pattern # 3577 -- Blackberry \* – brown

verifiedBM



Updated: July, 2025

# Pattern # 3577 -- Blackberry \* – brown



Note the differences in the “handles”. Plate on the left has the traditional “striped” handle, whereas the brown plate on the right has the handle extension covered with the full Bramble pattern – perhaps a reissue?

# Pattern # 3578 -- Blackberry \* – rose

VerifiedBM



Updated: July, 2025

Pattern # xxxx -- Blackberry \* – heliotrope  
Possible reissue: Backmark not available

Not shown in PB



Updated: July, 2025

# Pattern # 3677 – Blue Bramble

VerifiedPB

Possible reissue: No PN seen on Backmark



# Pattern # 3678 – Brown Bramble

VerifiedPB

Possible reissue: No PN seen on Backmark



# Pattern # 3593 -- Thistle

verifiedBM

*Referred back to 1922*



Note: This "Thistle" is a completely different pattern from the earlier registered Pattern Rd.No. 34404 "Thistle" with #s 3544 - 3547.

# Pattern # 3608 – Thistle

verifiedBM

*Referred back to 3581*



- Note: This “Thistle” is a completely different pattern from the earlier registered Rd. No. 34404 “Thistle” shown under #s 3544 – 3547, and 3593 (see above).

## Pattern # 3609 – Unnamed

*Referred back to 3480 / and 3083*

verifiedBM



This plate has the pattern # 3609 on the backstamp which is referenced back to # 3480, but with no illustration, and then in turn back to # 3083 which is not available due to the missing Pattern Books.

The possibility exists that # 3480 could have also been on a Square Shape but the PB does not specify shape used.

Clover \* -- Pattern Rd. No. 57380 (Registered September 30, 1886.)

- Pattern # 3610 Clover – blue
- Pattern # 3611 Clover – brown
- Pattern # 3612 Clover – pink
- Pattern # 3613 Clover – enamelled
- Pattern # 3621 Clover – red
- Pattern # 3679 Clover – pink\* re-issue
- Pattern # 3680 Clover – blue\* re-issue
- Pattern # 3681 Clover – brown\* re-issue
- Pattern # 3707 Clover – enamelled\* re-issue

***Color variations specified in Wileman Pattern Book with re-entries.***

# Pattern # 3610 -- Clover \* – blue verifiedBM



# Pattern # 3611 -- Clover \* – brown

verifiedPB



# Pattern # 3612 -- Clover \* – pink

verifiedBM



Updated: July, 2025

# Pattern # 3613 -- Clover \* – enamelled

verifiedBM



Updated: July, 2025

## Pattern # 3613 Clover \* -- Cabaret Set



Updated: July, 2025

# Pattern # 3613 – Clover \* -- enamelled



Large slop/sugar bowl and milk jug

# Pattern # 3613 Clover \* -- Cabaret Set's Earthenware Tray



43.5 cm length, 30.8 cm width



Note: In addition to the early Wileman & Co. backmark, the tray also has an impressed J.F. Wileman eagle mark.

## Scenery \*

- Pattern # 3614 Scenery – blue
- Pattern # 3615 Scenery -- brown
- Pattern # 3616 Scenery – pink
- Pattern # 3617 Scenery – enamelled
- Pattern # 36xx Scenery – light blue – color not indicated in Pattern Book

***Color variations specified in Wileman Pattern Book.***

# Pattern # 3614 -- Scenery \* – blue

verifiedBM



Updated: July, 2025

# Pattern # 3614 – Scenery – cake plate



Updated: July, 2025

# Pattern # 3615 -- Scenery \* – brown

verifiedPB



Updated: July, 2025

## Pattern # 3615 – Scenery\* -- 12 Place Brown Tea Set w/o pot



# Pattern # 3616 -- Scenery \* – pink


verifiedPB



Updated: July, 2025

# Pattern # 3617 -- Scenery \* – enamelled

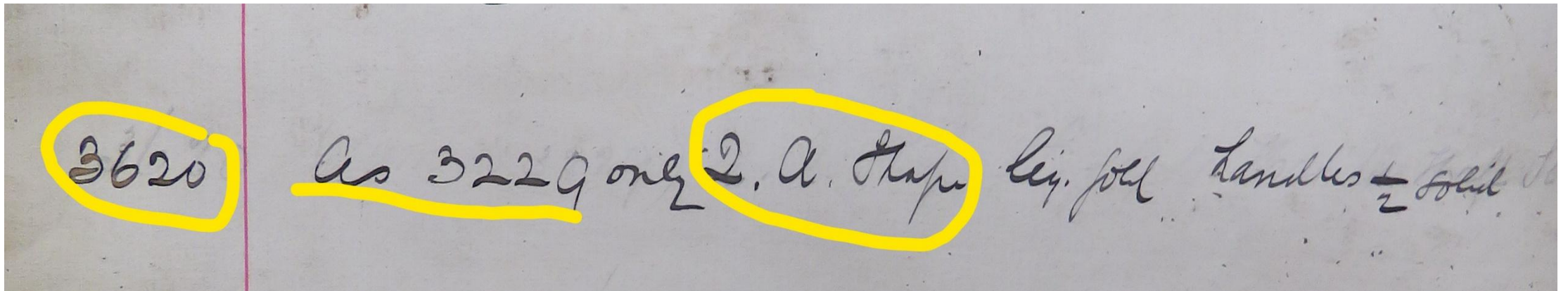
verifiedBM



# Pattern # 3619 (reissue) – Wild Roses & Butterfly



**Pattern # 3620** — *Pattern Book description only*  
Unnamed  
*as 3229*



NOTE: # 3229 is not available due to missing Pattern Book. No illustration shown.

# Pattern # 3621 -- Clover \* – red

verifiedPB



Updated: July, 2025

# Pattern # 3621 Clover \* -- Cabaret Tray -- red



# Pattern # 3622 -- Unnamed

verifiedBM

*Referred back to 3313*



# Pattern # 3622 – Unnamed Sugar Bowl / Bread Plate



Pattern # 3644 -- Black Japan Border \* — Pattern Rd. No. 68702 (*Registered 2/25/87*)  
verifiedBM



## Shamrock \*

- Pattern # 3664/26 Shamrock – grey – *Color not indicated in Pattern Book.*
- Pattern # 3665 Shamrock - blue
- Pattern # 3666 Shamrock - brown
- Pattern # 3667 Shamrock – pink
- Pattern # 3682 Shamrock – pink re-issue
- Pattern # 3683 Shamrock – blue re-issue
- Pattern # 3684 Shamrock – brown re-issue
- Pattern # 3685 Shamrock – green re-issue

***Color variations specified in Wileman Pattern Book with re-issues.***

# # 3664/26 -- Shamrock \* -- grey

verifiedBM

*Color not indicated in Pattern Book.*



*Note: The pattern # 3664 in the Pattern Book is assigned to a Victoria shaped Bramble pattern.*

# Pattern # 3665 -- Shamrock \* -- blue

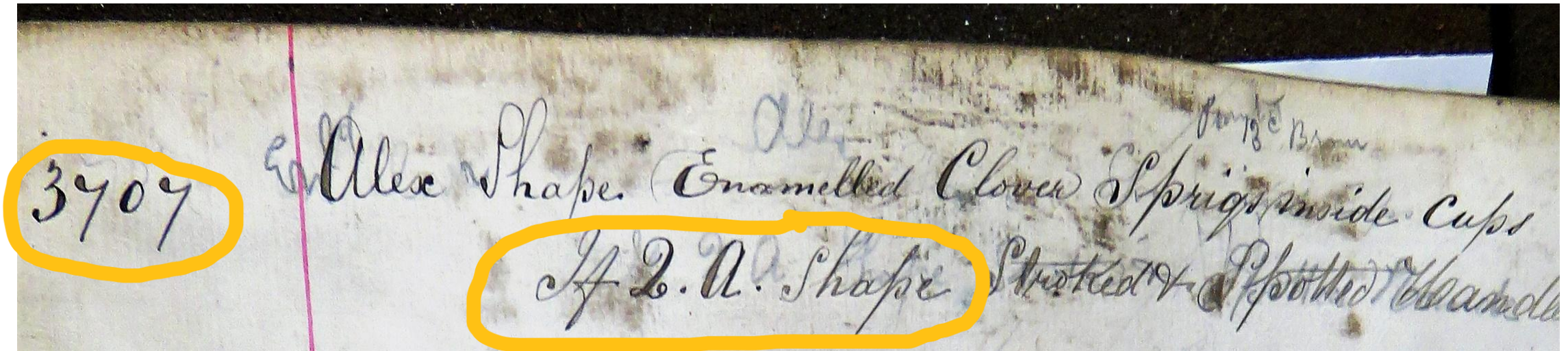
verifiedPB



Updated: July, 2025

## Pattern # 3707 Clover \*


Square (Q.A. Shape) – possible “Clover” re-issue? -- with “Enamelled Clover Sprigs inside Cups” – but with no illustration available in pattern book, only this written notation.



## Pattern # 3711 – Unnamed



## Pattern # not shown as a Square in Pattern Books



In the Pattern Book this pattern # was not identified as being used on a Square Shape, but as a Victoria shape. However, this Square plate has been found in a private collection, and is clearly marked as pattern # 3711.



# Pattern # 3714 -- Floral Sprigs


*(Large sprigs blue dots.)*

verifiedBM



# Pattern # (3717) to # 3719 -- Floral Sprigs *(Small sprigs blue dots.)*

verifiedBM



See Pattern Book notation (lower right)  
renumbering this pattern to # 3719.

**Pattern # 3723** — *Pattern Book description only*  
Pink Flowers --



Note: Pattern appears to have been used on Alexander and Queen Anne.

**Pattern # 3730** — *Pattern Book description only*  
Black Japan \*



Note: Pattern appears to have been used on Alexander, Lily, Daisy and Queen Anne.

**Pattern # 3730** Black Japan \* (Alex shape shown for picture of Pattern)  
*A Square shape example is not available to be pictured.*



Note: the # 3722 pattern drawing which appears to be a very similar pattern as both # 3723 and # 3730 (both below), is called “Red & Black Cornflower” whereas # 3723 is called “Pink Flowers” and # 3730 is called “Black Japan”.



Honeysuckle \* -- Pattern Rd. No. 97379 (*Registered April 5, 1888.*)

- Pattern # 3759 – Enamalled
- Pattern # 3760 -- Blue
- Pattern # 3761 -- Brown
- Pattern # 3764 -- Pink yellow blue enamalled
- Pattern # 3766 – Red and Black

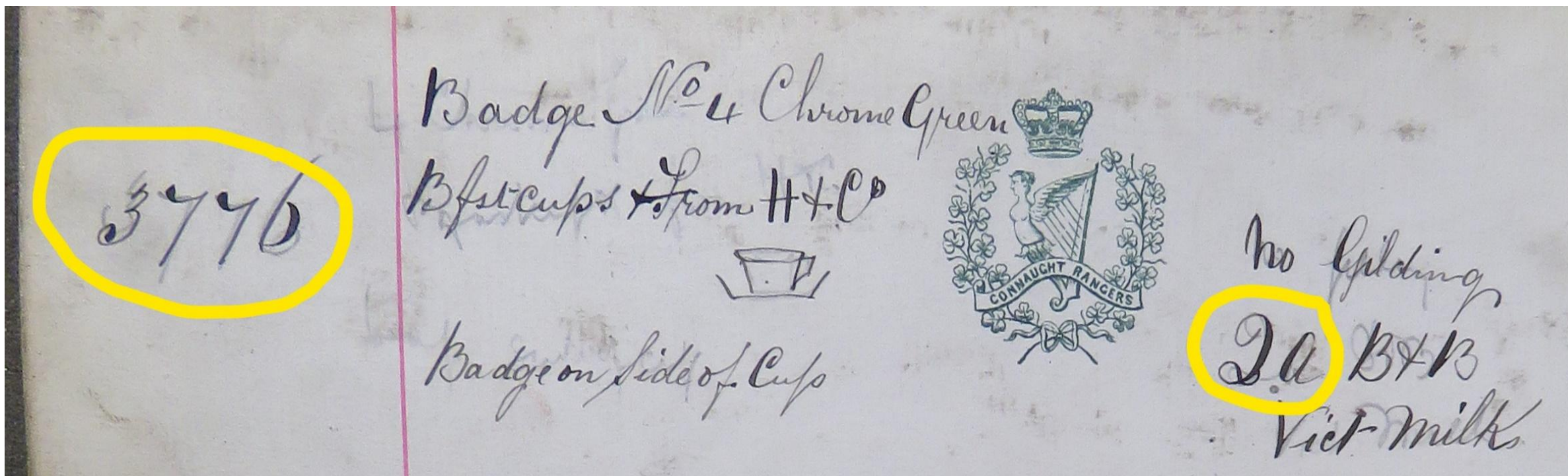
***Color variations specified in Wileman Pattern Book.***

Pattern # 3759 Honeysuckle Pattern Rd. No. 97379 (1888)

verifiedPB



**Pattern # 3776** — Pattern Book description only  
Badge No. 4 -- "Connaught Rangers"

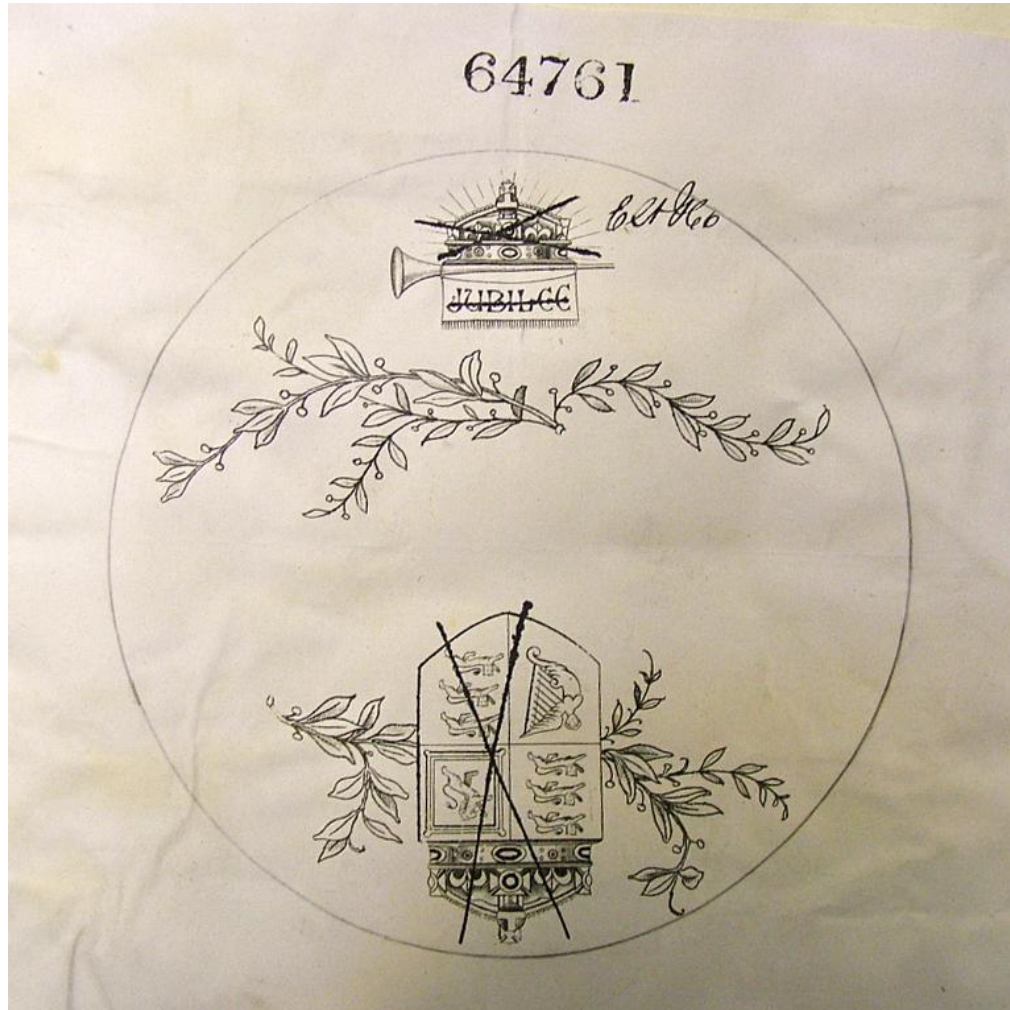


## Special, Heraldic, Commemorative and Souvenir Patterns applied on Square Shapes

- The following section features identified special, heraldic, commemorative and souvenir patterns that were used on Square shaped Wileman china, and which neither appear in existing Pattern Books, nor appear to have been assigned a factory Pattern Number.
- Currently there is no information available that indicates how many of these special patterns were produced on the Wileman Square shape.
- It is interesting to note that one souvenir plate shown below, which represents the May, 1896 (verified) dedication of an American monument, uses a Square, handled, dinner plate. The Square shape was supposedly discontinued by W&Co. 8 years earlier in 1888. The likelihood exists that in this case W&Co. used Square whiteware found in inventory even though the shape had officially been discontinued.

# Queen Victoria's 1887 Jubilee

Rd. No. 64761 Pattern Registration Submission *(Registered January 4, 1887.)*



Note: Where parts of the pattern registration application was “X”ed out, apparently the government registration authorities felt that the “X”d out portions were public domain and/or owned by the Crown, and wouldn’t give W&Co. copyright protection for these specific parts of the registration.

# Queen Victoria's 1887 Jubilee -- Pattern Rd. No. 64761

Not shown in PB



Updated: July, 2025

# Queen Victoria's 1887 Jubilee -- Pattern Rd 64761

## Pin Dish

Not shown in PB



Height: 1.9 cm

Width: 7.6 cm

Does **NOT** show "Rd 6559"

1887 Victoria's 1887 Jubilee -- Pattern Rd. No. 64761  
Beaker & Pot

Not shown in PB



Height: 8.5 cm  
Width: 6.0 cm at top



# Queen Victoria's 1887 Jubilee -- Pattern Rd. No. 64761

Not shown in PB

## Beaker



Height: 10.4 cm

Width: 8.1 cm at top

Does **NOT** show "Rd 6559"

# Queen Victoria's 1887 Jubilee – Pattern Rd. No. 64761

Not shown

in PB

## Small Square Shaped Bowl

(smaller than Cabaret sugar bowl)



Height: 5.7 cm

Width: 9.1 cm at top

Rd. No. 6559 impressed

Queen Victoria's 1887 Jubilee – Pattern Rd. No. 64761  
Milk Pitcher

Not shown in PB



Queen Victoria's 1887 Jubilee – Pattern Rd. No. 64761 Not shown in PB  
Milk Pitcher and Sugar bowl



## 25th Silver Wedding Anniversary -- Pattern # not assigned.

Not shown in PB



Commemorating the 25<sup>th</sup> Wedding Anniversary of future King Edward VII and Queen Alexandra in 1888.

## Fox Hunting Scenes -- Pattern #'s not assigned.

Not shown in PB



Fox Hunting Scenes – 5 color variations – Pattern #'s not assigned. Not shown in PB



## Unknown Pattern -- Pattern # not assigned.

Not shown in PB



Note that the figures illustrated on the cup and saucer are different, but follow the same theme.



# Australian Coat of Arms – Pattern # not assigned

Not shown in PB



The Coat of Arms of the Australian Commonwealth. Features a Kangaroo and Emu on opposite sides of the Commonwealth crest that incorporates the motto “Advance Australia”.

## Bristol, UK Crest -- Pattern # not assigned


Not shown in PB



# Ethan Allen Monument & Billings Library – Burlington, Vermont, USA

Pattern # not assigned.

Not shown in PB




Impressed Rd. No. 6559 backmark

# Soldiers and Sailors Monument – New London, CT, USA

Pattern # not assigned.

Not shown in PB




Note: The Soldiers and Sailors Monument was dedicated in New London, CT on May 6, 1896. Supposedly W&Co. had discontinued the use of the Square Shape in 1888. I believe it is likely that some of these specials were produced on Square plates held in replacement inventory.

# Saunderson Grammar School, Burlington, Iowa, USA

Pattern # not assigned.

Not shown in PB




Impressed Rd. No. 6559 backmark

# Old Town Hall & St. Michael's Church, Marblehead, Mass USA

Pattern # not assigned.

Not shown in PB



Impressed Rd. No. 6559 backmark

## Peach's Point & Old Town Hall, Marblehead, Mass USA

Pattern # not assigned.

Not shown in PB



Impressed Rd. No. 6559 backmark

# Square Cup & Saucer with Special Pattern

Pattern # not assigned

Not shown in PB



# ***That's it folks . . . .***

- I've highlighted in yellow those Square shaped patterns and color variations that are identified in the Pattern Books, but which are not pictured in this study due to their inability to be found and photographed. If anybody viewing this presentation has either a Square pattern or color variation not shown, please contact me and allow me to include it in this study.
- Over the duration of this Square Study, I've been pleasantly surprised to find patterns and colors that are not identified in the Pattern Books as being applied to the Square shape. There are several examples included in this Study with their pictures and backmarks.
- Thank you. *Dick Gapen*